

April 2020 | ₹50

Highlights

Genies

Ages
2-6

Just for
You!



To subscribe send a message to 08588843437
or visit delhipress.in

Send a message to the above number to avail the next 'E-edition free'.

Play with Your Words

The language in this month's story "Mouse's Adventure" (pages 20–23) reminds me of Edward Lear's alphabet rhymes. "Mouse's Adventure" begins "eensy-weensy-teensy mouse" and continues with "slinky-sleeky-sneaky cat." In Lear's nonsense alphabet, "E was once a little eel—eely, weely, peely, eely, twirly, tweedy little eel!" How can you *not* say these silly words aloud?

What a delight it is to explore how it feels to say certain words. This kind of wordplay also has a literacy benefit. It helps children learn about different sounds in words, thereby building children's preliteracy skills. Have fun being an eader-weader reader this month!

Sincerely,



Richa Shah, Managing Editor
Email me at editor.genies@delhipress.in



Highlights Genies celebrates the early years of childhood—a time of discovery when learning happens at every turn. Our magazine is dedicated to helping parents, educators, and other caregivers nurture young children by

- encouraging their natural sense of wonder about the world;
- promoting reasoning, problem solving, and creative self-expression;
- fostering a love of language and a rich vocabulary;
- and inspiring them to be kind, to get along with others, and to grow in self-confidence.

Think Green!

Finished with this issue? Save it to reread in the future, or pass it along to a friend, classroom, or library. If it's too worn to be read anymore, please recycle it.

Editor, Publisher & Printer: Paresh Nath

Managing Editor: Richa Shah

Associate Editor: Melissa Fernandes

Design Team: Pranita Shetye

Editorial Offices: Delhi Press Building, E-8, Jhandewalan Estate, Rani Jhansi Road, New Delhi-110055.

E-mail: highlightsgenies@delhipress.in

For more information, visit

www.delhipress.in/highlightsgenies

Printed & Published by Paresh Nath on behalf of Shobhika Media Private Limited. Printed at PS PC Press Private Limited, 50 DLF Industrial Area, Phase-I, Faridabad, Haryana- 121003 and Published at E-8, Jhandewalan Estate, New Delhi-110055.

This copy is sold on the condition that jurisdiction for all disputes concerning sale, subscription and published matter will be in courts/forums/tribunals at Delhi.

Advertisement & Publication Office:

Delhi Press, E-8, Jhandewalan Estate, Rani Jhansi Road, New Delhi-110055. Phone: 41398888, 23529557-62.

Fax: 91-11-23625020.

Ahmedabad: Phone: 079-26577845,

Fax: 079-26577063/32989438

Agra: Phone: 0562-3215820

Bangalore: Phone: 080-22029851/22267233

Bhopal: Phone: 0755-2573057

Chennai: Phone: 044-28413161/32994005/28554448

Jaipur: Phone: 0141-3296580

Kolkata: Phone: 033-22298981/22175315

Kochi: Phone: 0484-2371537

Lucknow: Phone: 0522-2218856

Mumbai: Phone: 022-24101192/65766301

New Delhi: Phone: 011-23416313/23417268

Patna: Phone: 0612-2685286

Secunderabad: Phone: 040-27896947/27841596

For subscription contact: subscription@delhipress.in

Highlights High Five—U.S. Team

Editor in Chief: Christine French Cully

Editor: Kathleen Hayes

Art Director: Kelley Cunningham

Copy Editor: Joan Prevette Hyman

CEO: Kent S. Johnson

Vice President, International: Andy Shafran

Editor, International Publishing: Karen MacGilvray

Designed for use in all the classrooms of early childhood, including daycare centers, preschools, schools, and the home.



Highlights for Children has received the Association of Educational Publishers 2011 Distinguished Achievement Award for Preschool Fiction and the 2010 Preschool Periodical of the Year Award, the Learning Magazine Teachers' ChoiceSM Award for the Family, the NAPPA Gold and Silver Awards, and awards from Parents' Choice and the National Parenting Center.

Content provided by Highlights for Children, Inc., including translations, © 2019 Highlights for Children, Inc. All other content © 2017 Shobhika Media Private Limited. All rights reserved.

Highlights for Children, 1800 Watermark Drive, Columbus, Ohio 43215 U.S.A., has authorized Shobhika Media to adapt, translate and publish its content for use in this magazine for sale in the Republic of India. Use of the trademarks Highlights, My First Hidden Pictures and That's Silly! is with permission, www.Highlights.com.

Reproduction in any manner in any language in whole or part without prior written permission from Highlights for Children is prohibited.

April 2020

Reading

- 4** Dance
A poem
- 5** The Adventures of Spot
Splinter is curious.
- 6** The Tallest Tall Tale
A Tex and Indi story
- 12** Hello, Flopsy and Mopsy
These friends are lop-eared rabbits.
- 20** Mouse's Adventure
When cat spies mouse
- 26** Meera and Kiran Have a Silly Day
What's scarier than being scared of one's reflection?

Puzzles

- 10** Robins' Hello
A My First Hidden Pictures Puzzle
- 16** Lulu's A-B-C Day
A poem puzzle
- 18** The Silliest Robots
A That's Silly! puzzle
- 24** In The Park
A Look and Look Again puzzle

Activities

- 30** Move like a Moth
An action rhyme
- 32** Be a Bird Watcher
Find your feathered friends
- 34** Easter Eggs
Make a special treat for your friends and family



April 2020



page 12



page 26



page 34

Dance

By Nancy White Carlstrom

Do a dance
Says one foot.
Other foot says
Let's jiggle.
Hands say **clap**
Slappity-slap.
And all of me
Says wiggle.



The Adventures of Spot

By Marileta Robinson • Art by Ron Zalme



Splinter sees a basket.



She's curious—what's inside?



Oops!



Splinter is stuck.



Ma hears the basket.



There you go, Splinter!

The Tallest Tall Tale



By Lissa Rovetch • Art by Amy Wummer



“Look at my new book!” said Tex.

“Paul Bunyan,” said Gran. “I love tall tales.”

“What’s a tall tale?” asked Indi.


“A story about someone who is bigger, faster, or stronger than a real person can be,” said Gran.



“They say Paul Bunyan was so big and strong, he could blow out a forest fire with one sneeze,” said Gran. “And his blue ox, Babe, was so gigantic that people dried their laundry on his horns.”

“That isn’t true!” said Tex.


“Tall tales stretch the truth,” said Poppy. “That’s what makes them fun.”



“Once there was a girl named Indi who jumped so high, she landed on the moon!” said Gran.

“And her brother, Tex, was so fast, he could outrun a sports car!” said Indi.

“And their kitty Charlie was so big, he gave rides to all the kids in town!” said Tex.



“And when their poppy was hungry, he would eat 100 pizzas!” said Poppy.

“It sounds as if someone is ready for a snack,” said Gran. “Is anybody else hungry?”

“Gran was such a fast cook that she could make 100 bowls of macaroni and cheese in five minutes!” said Indi.

Gran laughed. “In that case, we’d better get cooking.” 

Robins' Hello

By Leslie Leibhardt Goodman

Hopping through
the morning dew,
see one robin.
Wait! Now two!

Heads are cocked.
Beaks tip-tap,
waking worms
from their naps.

My First Hidden Pictures Puzzle

Find these objects hidden
in the big picture.



Spoon



Ruler



Fork



Broccoli



Envelope



Glove




Pizza



Balloon



Funnel



Art by Paula J. Becker

Hello, Flopsy and Mopsy

By Maggie Smith • Art by Peter Francis




Sometimes I spend the afternoon down the street with Ms. Dixit. She has two pet bunnies, named Flopsy and Mopsy, just like Peter Rabbit's sisters!

They usually live in their hutch outside, but when I come over, Ms. Dixit takes them inside.



They are called lop-eared rabbits because of their floppy ears.

First, they hop around the house, exploring and sniffing. Mopsy likes to jump into things. Flopsy hides for a while, but she always comes back out.



Next, I give them some carrot leaves, which is their favorite food.

Flopsy eats fast, and the big leaf disappears like a magic trick! Mopsy eats slower, but she finishes every bit.



Then Ms. Dixit gives me the special bunny blanket.
“Here, Flopsy. Here, Mopsy!” I call quietly. I have to be patient.

It’s worth it when first Mopsy, then Flopsy hop up and settle down on my lap. I like watching their noses twitch. Their fur is the softest thing in the whole wide world. I smile as I pet them gently. 🇨🇦

Lulu's A-B-C Day

By Eileen Spinelli • Art by Mattia Cerato

Lulu is twirling and whirling with glee.
She's high-fiving all of her family.
Mommy is beaming. Daddy says, "Great!
Let's go to breakfast to celebrate."
It's one of Lulu's proudest days yet.
She now knows all of the alphabet.


Which letters of the
alphabet can you find?
What else do you see?






That's Silly!

Art by Patrick Girouard





What
silly things
do you see?



Mouse's Adventure

By Carrie Finison • Art by Lucy Semple

Eensy-weensy-teensy mouse
peeks outside her tiny house,



spots some crumbs upon the floor,
gobbles them and hunts for more.

Slinky-sleeky-sneaky cat
spies the mouse upon the mat.





Kitty chases. **Scramble! Crash!**





Mousie races.


Scurry! Dash!



She's safe inside
her tiny house.


Eensy-weensy-
teensy mouse. 🐭

In The Park



How are these pictures the same?

Look and
Look Again



Art by Susan DeSantis

How are these pictures different?

Meera and Kiran Have a Silly Day

By Melissa Fernandes and Soumitra Kanungo • Art by Sonal



Meera and Kiran



“Kiran, today is April 1,” said Meera, looking at the calendar on the wall.

“What is special about today?” asked Kiran.

“It’s a day to fool our friends,” giggled Meera.

“I shall dress like a ghost and scare them,” said Meera.

“And I will help you get ready,” said Kiran.



Meera pulled out an old black scarf. Kiran helped her drape it around her shoulders.

Then she took chart paper and rolled it into a cone to make a pointy hat. Kiran helped her tape the hat together.

“Hold it still,” said Kiran and taped the pointy hat on Meera’s hairband.





Then Kiran took washable paints and said, “Sit here. I’ll paint your face.”

“Okay, but don’t use too much,” said Meera.



He used black color around her eyes.

Then he used green for her lips.

He thought and he thought, and used blue for her cheeks.

“When Rashmi, Sahil, Akash, and Jyoti see you, they will get fooled!” said Kiran, giggling.

Meera giggled, too. After Kiran was done, he turned Meera around to show her the mirror.



“Aaaaa!” she screamed. “I look scary!”

Kiran burst out laughing. “Ha! The mirror scared you!”

“We were supposed to fool others, but I got fooled!” said Meera, and she laughed. 🤔

Move like a

An Action
Rhyme

By Rebecca Langston-George • Photos by Jim Filipski, Guy Cali Associates, Inc.



1.

She starts her life
as an egg in a tree.
Then hatches and eats all
the leaves she can see.



2.

A caterpillar has to
eat so she'll grow.



3.

She eats for weeks.
When she's full, she knows . . .

Moth



Giant
Leopard
Moth



4.

to spin her cocoon
and wrap herself tight . . .

5.

till she sprouts wings
and takes off in flight.


Be a Bird Watcher

Where do you think you might spot birds?

You may see birds in a tree,



Sparrow



Pigeons

or on the sidewalk.

Make a Telescope

By Valerie Deneen

You Need

- Chart paper
- Cardboard tube
- Rubber bands
- Stickers
- Markers



1. Roll a piece of chart paper over a cardboard tube. Add some rubber bands.



2. Decorate your telescope.



3. Pull the tube to make your telescope longer.

What do you see with your telescope?

Kingfisher



Birds come in many different colors and sizes. You may see a small orange and blue bird or a big black one.

Woodpecker



Have fun watching for birds!

Art by Chuck Dillon • Photo by Guy Cali Associates, Inc.
Sparrow photo by unsplash.com, pigeon photo by DBurke/Alamy, kingfisher and woodpecker photos by pixabay.com



Easter Eggs

By Ruchi Bhatnagar Mathur

You need

- Easter egg silicone mold
- 100-gram bar of chocolate
- Whole hazelnuts
- 3 tablespoons peanut butter
- 1½ tablespoons unsweetened cocoa powder
- 3 tablespoons honey

1 Break chocolate into small pieces and put them in a microwave safe bowl. Heat in the microwave for 1 minute. Stir thoroughly.



2 Use a spoon to spread the warm chocolate evenly in the silicone mold. Let it cool in the fridge for 15 minutes.



3 For the filling, mix the peanut butter, cocoa powder, and honey in a small bowl.





4 After 15 minutes, gently remove the chocolate eggs from the mold. Scoop the filling into each half.



5 Add one whole hazelnut in the center and join the halves together.



6 Keep the eggs in the fridge to chill for at least 1 hour. Enjoy!

Photography by Kanika Goela
(Kandid Captures Photography)

Ruchi Bhatnagar Mathur is the owner of Ruchi's Artisanal Bakes. She develops healthy recipes for kids.



ROYAL ENFIELD

INTERCEPTOR 650



GRAND PRIZE

Snack & Win**

MORE THAN 100 EXCITING PRIZES DAILY

SMART PHONE



MOVIE VOUCHERS



Taste Ka Boss Parle FullToss

